



## EDITORIAL RESEARCH ANALYSIS

### ORIGINAL PAPER

# A Research Analysis of RSP's Articles and Topics Across the Issues between 2005 and 2016: Critical Appraisal and Evaluation

**Anca Parmena Olimid\***

**Abstract:**

The present paper investigates the *Revista de Științe Politice. Revue des Sciences Politiques* (hereinafter RSP) articles published between 2005 and 2016 based on the average (mean) / issue and per period of the research topics, editorial notes and research articles. Based on this average, 756 articles were analysed in terms of the total of articles per issue and per period and percentage of the total number of articles. Findings show that the majority of the articles (27,91%) of the articles were published in the period between 2005-2008 and the average of articles published varies from 14 articles between 2005-2008 to 22/23 articles between 2014-2016 and 18 articles between 2011-2013.

**Keywords:** *research topics, articles, publication, journal, frequency*

---

\* Associate Professor, PhD, University of Craiova, Faculty of Social Sciences, Political Sciences specialization, Center of Post-Communist Political Studies (CEPOS), Editor in chief of *Revista de Științe Politice. Revue des Sciences Politiques*, Phone: 0040251418515, Email: parmena2002@yahoo.com

## **Introduction**

The Editorial Board of the *Revista de Științe Politice. Revue des Sciences Politiques* (RSP) is honoured and pleased to introduce the 50<sup>th</sup> issue, the journal published on behalf of the Center of Post-Communist Political Studies CEPOS / CESPO and the Political Sciences Specialization, Faculty of Social Sciences, University of Craiova in the areas of political sciences and related fields.

In this direction, RSP provides a really unique perspective to re-evaluate and scrutinize the perspectives of the interdisciplinary arenas of the social sciences since its sixth issue no. 6-7 published in 2005 using the data provided by the official website of the RSP available at the following address: <http://cis01.central.ucv.ro/revistadestiintepolitice/> and the RSP Archive of articles available at the following address: <http://cis01.central.ucv.ro/revistadestiintepolitice/acces.php>.

As such, we are confident that the topics of the journal are always connected and linked to the regional, European and international challenges of the moment, engaging and enabling an integrative approach to the European dynamics and its provocative processes of the last twelve years.

As proved, RSP provided also a synthesis of the regional politics and security in Europe, in general, and in the Balkans, in particular, demonstrating critical analysis and professional insights. Needless to argue, RSP traditionally encounters East-West main challenges in the political, historical, social, economic, religious, cultural and legal review.

For research comparison purposes, we separated the periods of publication as follows: first period 2005-2008 (the period when RSP was in process for indexing and listing in most international databases where currently is indexed; second period 2009-2010 (the period of inclusion in the first international databases; third period 2011-2013 (the period when the journal was first entirely published in English); fourth period 2014-2016 (the period when the journal offered a new cover and a new design).

The data set of articles consists of 712 research articles. The research articles were selected starting with RSP issues no. 6-7/ 2005 and till RSP issue no. 49/ 2016 (we “labelled” and counted also the double issues as “autonomous each issue” following (RSP issue 6-7 /2005, RSP issue 9-10 / 2005, RSP issue 18-19/ 2008, RSP issue 21-21/ 2008, RSP issue 30-31/ 2011, RSP issue 33-34/ 2012, RSP 37-38/ 2013).

## **Methods and methodology**

Accurate methods of identifying and mapping the journal topics issues are needed in order to explore and rank the research infrastructure for a period. In the case of RSP, we evaluated forty issues of its fifty issues published between 2004 and 2016 for 12 years. In addition, we take into consideration a methodology that estimates the yearly and per issue intersection of topics, themes and research topics based upon the following main indicators: political theory, international relations, politics and law/ economic/ religion, applied social sciences and related fields.

Furthermore, the topics of the each issue of RSP published since 2005 was classified, using the research period above presented, by issue and year of publication (Hahs-Vaughn, Onwuegbuzie, 2010; Onwuegbuzie, Leech, 2010). We such avoided double counting of a theme focusing exclusively on each issue according to its particular topics for the last twelve years of publication. To determine the main topics addressed by RSP for each period, we used the content analysis of each topics enabling a research connection with the other themes of the summary and using the formula of the arithmetic mean (Kohler, Kreuter: 2005, 153; Bhardwaj, 2008: 124; García Cruz, Garret: 2008; King,

Tenopir, Clarke: 2006; Caplan, Arms, 1999; Vinkler, 2013; Caplan, Arms, 1999; Dringus, Scalse, 2001). To count the arithmetic mean (average or mean) of the articles, panel research topics and editors' note we used the formula: Arithmetic mean = the sum of all values/ the number of values (Francis, 2008: 96; Lewis-Beck, Bryman, Futing Liao: 623; Gordon, 2012: 115).

$$A = \frac{1}{n} \sum_{i=1}^n x_i$$

We defined the arithmetic mean (A) for articles and panel research topics. We have a data set of articles containing the values  $x_1, x_2, x_3, x_4 \dots x_n$  (we used the single value of each article/ panel research topics for a single issue or single period) (Rao, 2008: 125; (Francis, 2008: 96; Lewis-Beck, Bryman, Futing Liao: 623; Gordon, 2012: 115). We considered the arithmetic mean: (1) for the set of the articles, first, per each issue (double issues) published in the period 2005-2016; second, for period considered: 2005-2008, 2009-2010, 2011-2013, 2014-2016; (2) for the panel research topics, per each issue (double issues) published in the period 2005-2013. When dealing with the set of articles or panel research topics, the values themselves are considered in the general terms of the "article published" or "panel research topics" selected. The panel research topics were selected from the same originally provided at the moment of the journal publication (see the results in the following graphs: Graph 1. Period 2005-2008 RSP's topics, Graph 2. Period 2009-2010 RSP's topics, Graph 3. Period 2011-2013 RSP's topics, Graph 4. Period 2005-2013 RSP's topics).

When the panel research topics dealt with more than one research topics due to its interdisciplinary approach, we considered the first research development (see the tables with the number of article, panel research topics and editors' note published as follows: Table 1. Number of articles, panel research topics and editors' note published in RSP in the period 2005-2008, Table 2. Number of articles, panel research topics and editors' note published in RSP in the period 2009-2010, Table 3. Number of articles, panel research topics and editors' note published in RSP in the period 2011-2013, Table 4. Number of articles, panel research topics and editors' note published in RSP in the period 2014-2016, Table 5. Number of articles / period and / issue & total number of articles, Table 6. Average number of articles / period and / issue). We selected the each issue the main themes categorising similar articles (see the figures with the panel research topics frequency/ per period as follows: Figure 1. Panel research topics frequency in the period 2005-2008, Figure 2. Panel research topics frequency in the period 2009-2010, Figure 3. Panel research topics frequency in the period 2011-2013, Figure 4. Panel research topics frequency in the period 2005-2014, Figure 5. Number of articles published in RSP in the period 2005-2008, Figure 6. Number of articles published in RSP in the period 2009-2010, Figure 7. Number of articles published in RSP in the period 2009-2010).

### Results and discussion

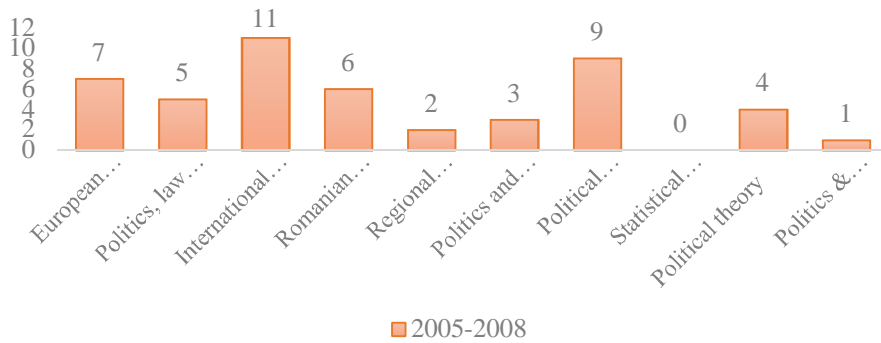
Since issue no. 6-7/ 2004, the scientific objectives and the research topics were to publish high-quality studies and research papers in the following fields:

- (a) *period 2005-2008 RSP's topics*: European studies, politics and law, international relations (issues 6-7/ 2005); Romanian political history, political theory, politics and law, politics and religion, international relations, politics and economics (issue 8/ 2005); contemporary problems, Romania in international relations, political theory, politics and law, politics in the Balkans (issues 9-10/ 2006); global politics, Romania's long road to the EU, EU today (issue 11/ 2006); Romanian politics, international politics, political history, European studies

**A Research Analysis of RSP's Articles and Topics Across the Issues between 2005 and 2016**

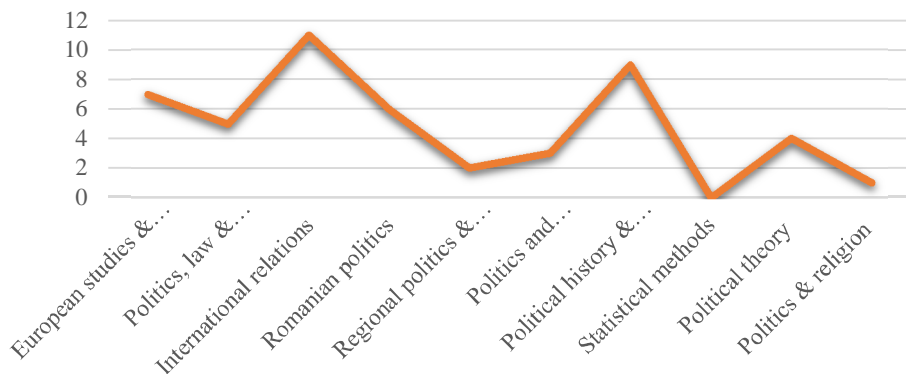
(issue 12/2006); Romanian politics, politics and human rights, French presidential elections, political history, international political economy, European studies (issue 13/ 2007); problems of globalization, politics and international security, applied methodology, history and applied philosophy (issue 14/ 2007); problems of globalization, international politics, Romanian politics, political history (issue 15/ 2007); international politics, law and politics, Romanian politics, political theory and communication (issue 16/2007); Romanian politics, international politics, political theory and methodology, European studies (issue 17/2008); politics and international security, European studies, regional politics; politics-law references, economic challenges (issues 18-19/ 2008); cooperation and integration: building the international community, conflicts and threats: pieces of the global puzzle, contemporary Romania: action and reflection; history studies: first steps in Romania's modernization (issue 20/2008);

*Graph 1. Period 2005-2008 RSP's topics*



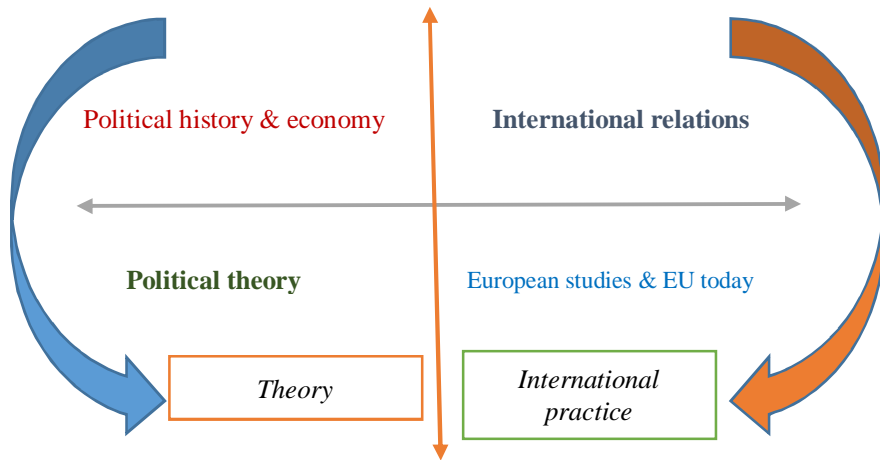
Source: Author's own calculations

*Graph 1(1). Period 2005-2008 RSP's topics (variation)*



Source: Author's own calculations

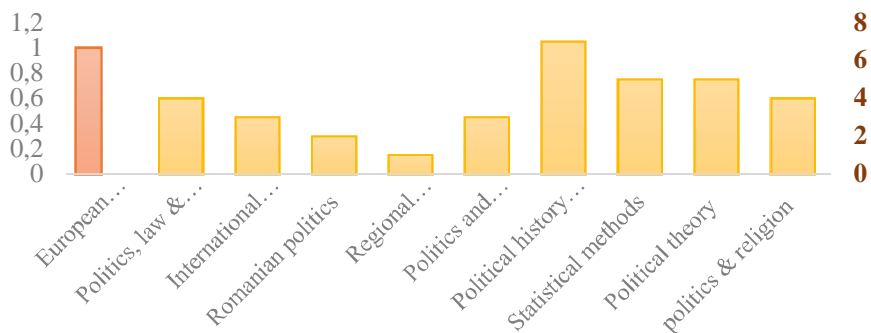
Figure 1. Panel research topics frequency in the period 2005-2008



Source: Author's own compilation

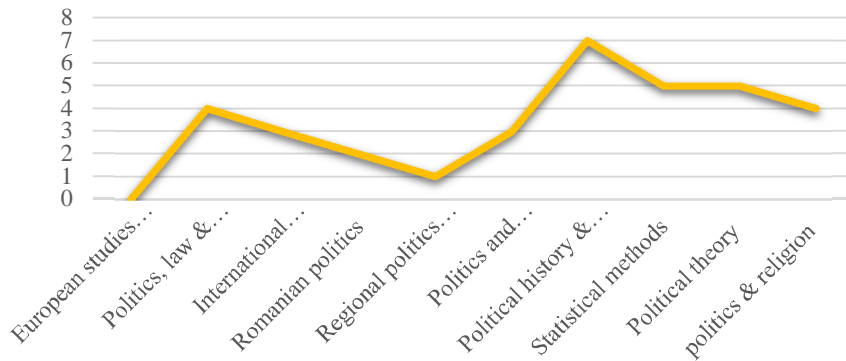
- (b) *period 2009-2010 RSP's topics*: political history: thought and practice, Romania today: politics, law and administration, international politics: how to deal with the recent issues?, media studies (issues 21-22/2009); Romanian politics: a permanent transition?; international politics: issues at the apex, politics and religion: Gods and citizens, politics and administration: is there room for new approaches?, statistical methods: exploring social diversity; media studies: texts and contexts (issue 23/ 2009); political theory, international relations, Romanian politics, politics and religion, politics and law, statistical methods, media studies (issue 24/ 2009); political theory, international relations, Romanian politics, politics and religion; politics and law, media studies, statistical methods (issue 25/2010); international relations, political theory, politics and religion, politics and law, media studies (issue 26/2010); international politics, political theory, politics and law, statistical methods, media studies (issue 27/2010); political history, political theory, contemporary challenges, statistical methods (issue 28/2010);

Graph 2. Period 2009-2010 RSP's topics



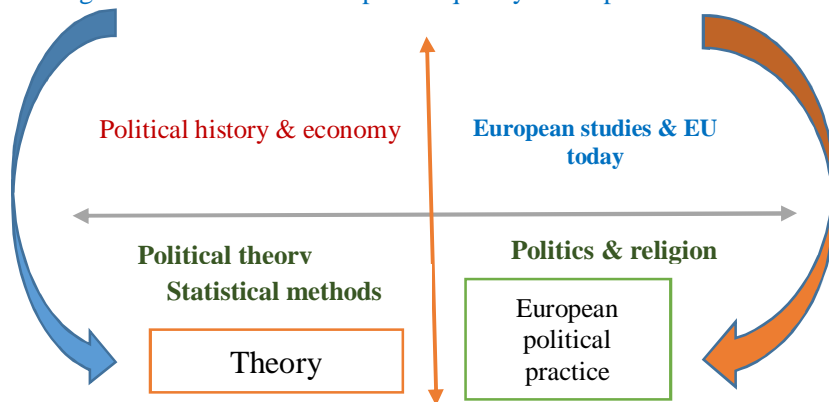
Source: Author's own calculations

Graph 2(2). Period 2009-2010 RSP's topics (variation)



Source: Author's own calculations

Figure 2. Panel research topics frequency in the period 2009-2010

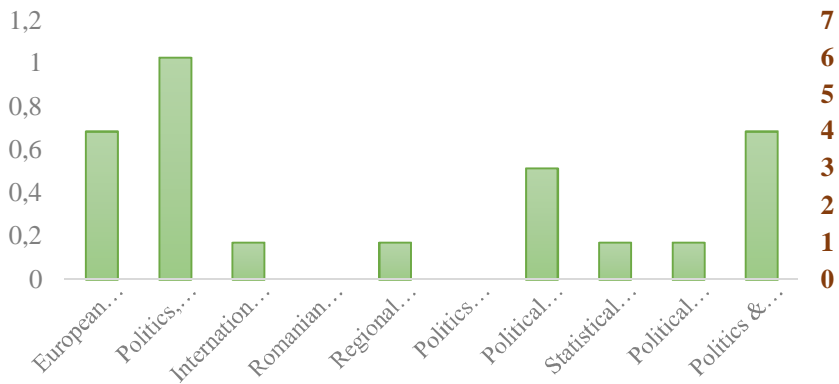


Source: Author's own compilation

- (c) *period 2011-2013 RSP's topics*: Romania today: politics, law and administration, political history: thought and practice, international politics: how to deal with the recent issues?, politics & religion: building unity in diversity, statistical methods (issue 29/ 2011); political history, political theory, comparative politics and institutional reform, politics and justice reform, politics and religion (issues 30-31/ 2011); political history: thought and practice; politics today: how to deal with the recent issues?, justice and institutional reform: paths to EU integration; politics & religion: building unity within diversity (issue 32/ 2011); politics and cultural history: thought and practice; politics today: how to deal with the recent issues?, justice and institutional reform: paths to EU integration; media studies: perceptions and realities in the new media age (issue 33-34/ 2012); political and cultural history; thought and practice, politics today: how to deal with the recent issues?, justice and institutional reform: paths to EU integration, media studies; perceptions and realities in the new media age (issue 35/ 2012); political and cultural history: thought, practice and dynamic indicators, politics today: how to

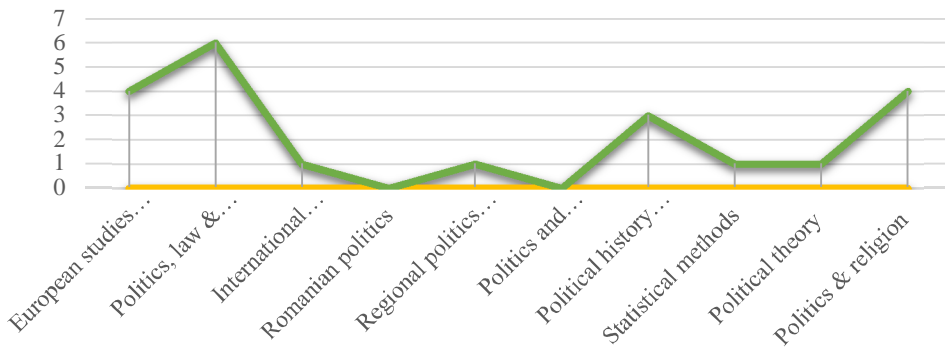
deal with the recent issues? (issue 36/ 2012); political and cultural history: thought and practice; politics today: how to deals with the recent issues?, justice and institutional reform; paths to EU integration, e-government, communication and media (issues 37-38/ 2013); political and cultural history: thought and practice, politics and institutions today; how to deal with the recent issues?, politics and religion: challenges and perspectives (issue 39/ 2013); political and cultural history: thought and practice, politics and institutions today; how to deal with the recent issues? (issue 40/ 2013);

Graph 3. Period 2011-2013 RSP's topics



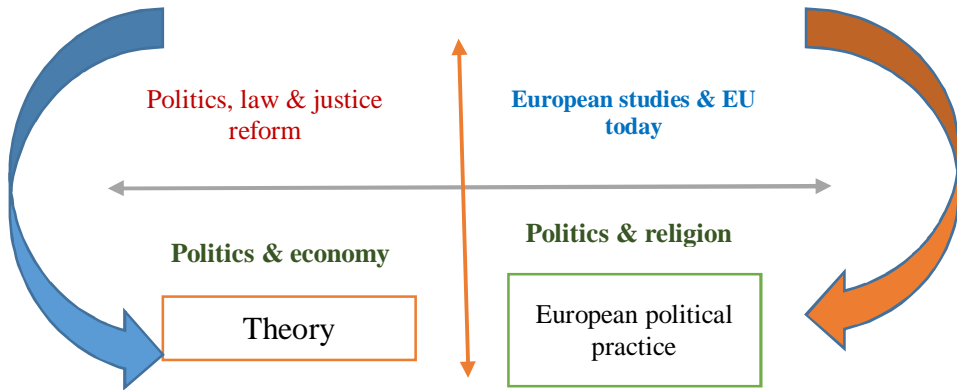
Source: Author's own calculations

Graph 3(3) Period 2011-2013 RSP's topics



Source: Author's own calculations

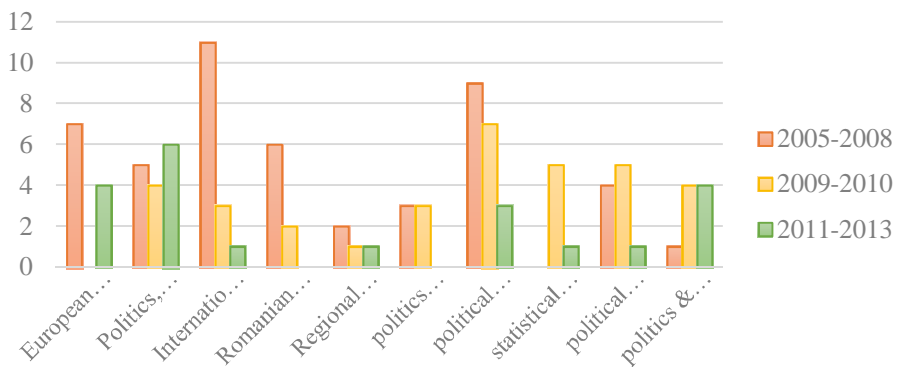
Figure 3. Panel research topics frequency in the period 2011-2013



Source: Author's own compilation

- (d) *period 2014-2016 RSP's topics (for the issues for 2014-2016, RSP had only special issues and not a specific topics):* East & West Post-Communist Encounters: Ideologies, Policies, Institutions Under Scrutiny (special issue 41/ 2014); Citizenship, Elections and Security: An Analytical Puzzle (issue 42/ 2014); Compass of Politics: Systems and Regimes Synopsis (special issue 43/ 2014); Local Governance & Local Political Participation Engagement: A Dialectics of Transition (special issue 44/ 2014); (Re)loading Borders, Boundaries & Bounds - Sheltered Reflections on Power and Influence (issue 45/ 2015); Human Rights, Migration and Identity Perceptions: Capturing Regional Bids & Displays (issue 46/2015); European Governance, Europeanization and Peace-Building in the New European Democracies: Regulations and Self-Assessments (issue 47/ 2015); Post-Communist Memories and Local Patterns In-Between East and West (issue 48/ 2015); From Citizen to State: In Depth Post-Communist Analysis of Governance and Administration (issue 49/ 2016).

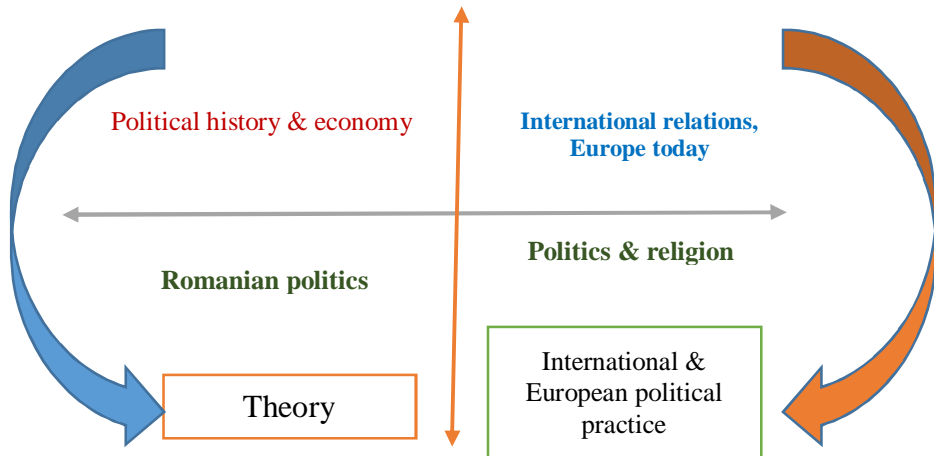
Graph 4. Period 2005-2013 RSP's topics



Source: Author's own calculations



Figure 4. Panel research topics frequency in the period 2005-2013



Source: Author’s own compilation

Figures 1-4 show the profiling of RSP areas the issues published between 2005 and 2013. This balance between the political history, political economy, politics and religion and Romanian politics areas is due probably to the practice of European and international life along with the approaches to the theory of contemporary politics (here including policy proposals, comparative analysis, speech analysis, media studies etc.).

On the evolution of the topics (Figure 1) between 2005-2008, we discover an increasing interest in that period to the potential of the political history and economy and the international relations fields. This trend is easily explored in the articles on social justice, unemployment, European regulations, e-commerce (political history and economy) and international relations (paradigms of the international relations, policies, institutions and democracy, globalization).

**Table 1. Number of articles, panel research topics and editors’ note published in RSP in the period 2005-2008**

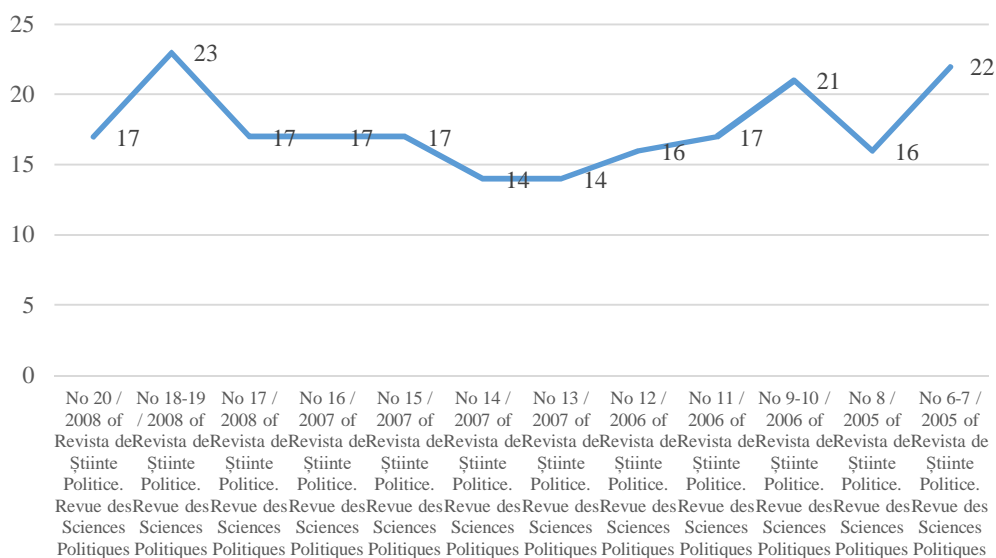
Number of the issue of Revista de Științe Politice. Revue des Sciences Politiques	Number of articles, editors’ note, panel research topics published per each issue
No 20 / 2008 of Revista de Științe Politice. Revue des Sciences Politiques	17 articles and 4 panel research topics
No 18-19 / 2008 of Revista de Științe Politice. Revue des Sciences Politiques	23 articles and 7 panel research topics
No 17 / 2008 of Revista de Științe Politice. Revue des Sciences Politiques	17 articles and 4 panel research topics
No 16 / 2007 of Revista de Științe Politice. Revue des Sciences Politiques	17 articles and 4 panel research topics
No 15 / 2007 of Revista de Științe Politice. Revue des Sciences Politiques	17 articles and 4 panel research topics

## A Research Analysis of RSP's Articles and Topics Across the Issues between 2005 and 2016

No 14 / 2007 of Revista de Științe Politice. Revue des Sciences Politiques	14 articles and 4 panel research topics
No 13 / 2007 of Revista de Științe Politice. Revue des Sciences Politiques	14 articles and 6 panel research topics
No 12 / 2006 of Revista de Științe Politice. Revue des Sciences Politiques	16 articles and 4 panel research topics
No 11 / 2006 of Revista de Științe Politice. Revue des Sciences Politiques	17 articles and 3 panel research topics
No 9-10 / 2006 of Revista de Științe Politice. Revue des Sciences Politiques	21 articles and 6 panel research topics
No 8 / 2005 of Revista de Științe Politice. Revue des Sciences Politiques	16 articles and 6 panel research topics
No 6-7 / 2005 of Revista de Științe Politice. Revue des Sciences Politiques	22 articles and 3 panel research topics
<b>RSP issues 2005-2008</b>	$\Sigma_{\text{articles 2005-2008}} = 211$ articles
<b>Average number of articles/ issue</b>	Average (period 2005-2008) $\cong 14$ articles/ issue
<b>Total panel research topics</b>	$\Sigma_{\text{panel research topics 2005-2008}} = 55$ panel research topics
<b>Average number of panel research topics / issue</b>	Total $\cong 3/4$ panel research topics / issue
<b>% from the total number of articles published between 2005-2008</b>	27,91%

Source: Author's own calculations

Figure 5. Number of articles published in RSP in the period 2005-2008



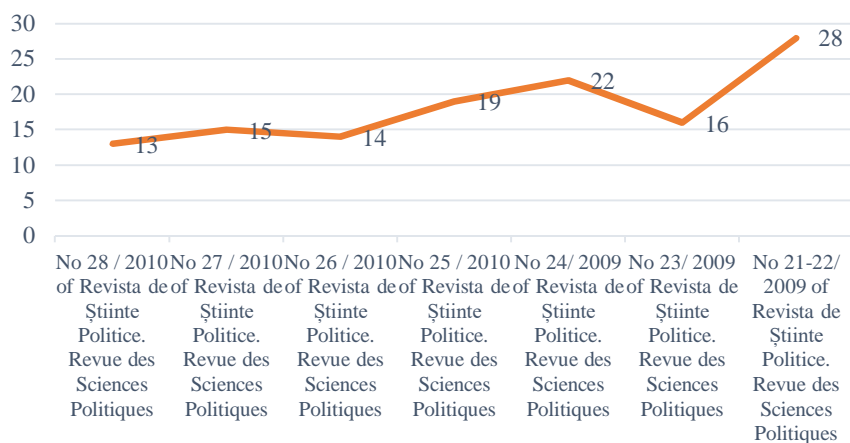
Source: Author's own calculations

**Table 2. Number of articles, panel research topics and editors' note published in RSP in the period 2009-2010**

Number of the issue of Revista de Științe Politice. Revue des Sciences Politiques	Number of articles, editors' note, panel research topics published per each issue
No 28 / 2010 of Revista de Științe Politice. Revue des Sciences Politiques	13 articles and 4 panel research topics
No 27 / 2010 of Revista de Științe Politice. Revue des Sciences Politiques	15 articles and 5 panel research topics
No 26 / 2010 of Revista de Științe Politice. Revue des Sciences Politiques	14 articles and 5 panel research topics
No 25 / 2010 of Revista de Științe Politice. Revue des Sciences Politiques	19 articles and 7 panel research topics
No 24/ 2009 of Revista de Științe Politice. Revue des Sciences Politiques	22 articles and 7 panel research topics
No 23/ 2009 of Revista de Științe Politice. Revue des Sciences Politiques	16 articles and 6 panel research topics
No 21-22/ 2009 of Revista de Științe Politice. Revue des Sciences Politiques	28 articles and 4 panel research topics
<b>RSP issues 2009-2010</b>	$\Sigma$ articles 2009-2010 = 127 articles
<b>Average number of articles/ issue</b>	Average (period 2009-2010) $\cong$ 16 articles/ issue
<b>Total panel research topics</b>	$\Sigma$ panel research topics 2009-2010 = 38 panel research topics
<b>Average number of panel research topics / issue</b>	Total $\cong$ 4/5 panel research topics / issue
<b>% from the total number of articles published between 2009-2010</b>	16, 79%

Source: Author's own calculations

**Figure 6. Number of articles published in RSP in the period 2009-2010**



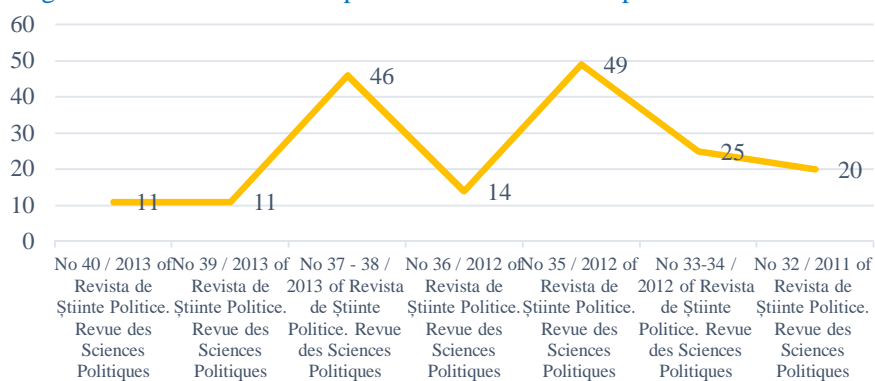
Source: Author's own calculations

**Table 3. Number of articles, panel research topics and editors' note published in RSP in the period 2011-2013**

Number of the issue of Revista de Științe Politice. Revue des Sciences Politiques	Number of articles, editors' note, research topics published per each issue
No 40 / 2013 of Revista de Științe Politice. Revue des Sciences Politiques	11 articles and 2 panel research topics
No 39 / 2013 of Revista de Științe Politice. Revue des Sciences Politiques	11 articles and 3 panel research topics
No 37 - 38 / 2013 of Revista de Științe Politice. Revue des Sciences Politiques	46 articles, 1 editors' note and 4 panel research topics
No 36 / 2012 of Revista de Științe Politice. Revue des Sciences Politiques	14 articles, 1 editors' note and 2 panel research topics
No 35 / 2012 of Revista de Științe Politice. Revue des Sciences Politiques	49 articles and 4 panel research topics
No 33-34 / 2012 of Revista de Științe Politice. Revue des Sciences Politiques	25 articles, 1 editors' note and 5 panel research topics
No 32 / 2011 of Revista de Științe Politice. Revue des Sciences Politiques	20 articles, 1 editors' note and 4 panel research topics
No 30-31 / 2011 of Revista de Științe Politice. Revue des Sciences Politiques	27 articles and 5 panel research topics
No 29 / 2011 of Revista de Științe Politice. Revue des Sciences Politiques	13 articles and 5 panel research topics
RSP issues 2011-2013	$\Sigma$ articles 2011-2013 = 216 articles
Average number of articles/ issue	Average (period 2011-2013) $\cong$ 18 articles/ issue
Total panel research topics	$\Sigma$ panel research topics 2011-2013 = 34 panel research topics
Average number of panel <b>research topics</b> / issue	Total $\cong$ 2/3 panel research topics / issue
% from the total number of articles published between 2011-2013	28,57%

Source: Author's own calculations

**Figure 7. Number of articles published in RSP in the period 2009-2010**



Source: Author's own calculations

**Table 4. Number of articles, panel research topics and editors' note published in RSP in the period 2014-2016**

Number of the issue of Revista de Științe Politice. Revue des Sciences Politiques	Number of articles, editors' note, panel <b>research topics</b> published per each issue
No 49 / 2016 of Revista de Științe Politice. Revue des Sciences Politiques	13 articles and 1 editors' note
No 48 / 2015 of Revista de Științe Politice. Revue des Sciences Politiques e	17 articles and 1 editors' note
No 47 / 2015 of Revista de Științe Politice. Revue des Sciences Politiques	29 articles and 1 editors' note
No 46 / 2015 of Revista de Științe Politice. Revue des Sciences Politiques	34 articles and 1 editors' note
No 45 / 2015 of Revista de Științe Politice. Revue des Sciences Politiques	21 articles and 1 editors' note
No 44 / 2014 of Revista de Științe Politice. Revue des Sciences Politiques	21 articles and 1 editors' note
No 43 / 2014 of Revista de Științe Politice. Revue des Sciences Politiques	20 articles and 1 editors' note
No 42 / 2014 of Revista de Științe Politice. Revue des Sciences Politiques	23 articles and 1 editors' note
No 41 / 2014 of Revista de Științe Politice. Revue des Sciences Politiques	24 articles and 1 editors' note
<b>RSP issues 2014-2016</b>	<b><math>\Sigma</math> articles 2014-2016 = 202 articles</b>
Average number of articles/ issue	Average (period 2014-2016) $\cong$ 22/23 articles/ issue
Average number of editors' note / issue	Total = 1 editors' note/ issue
% from the total number of articles published between 2014-2016	26,71%

Source: Author's own calculations

**Table 5. Number of articles / period and / issue & total number of articles**

RSP period issue	$\Sigma$ articles/ PERIOD
RSP issues no. 41 to 49 (2014-2016)	$\Sigma$ articles 2014-2016 = 202 articles <b>(26,72%)</b>
RSP issues no. 29 to 40 (2011-2013)	$\Sigma$ articles 2011-2013 = 216 articles <b>(28,57%)</b>
RSP issues no. 21-22 to 28 (2009-2010)	$\Sigma$ articles 2009-2010 = 127 articles <b>(16,79%)</b>
RSP issues no. 6-7 to 20 (2005-2008)	$\Sigma$ articles 2005-2008 = 211 articles <b>(27,91%)</b>
<b>RSP issues no. 6-7 to 49 (2005-2016)</b>	<b><math>\Sigma</math> articles 2005-2016 = 756 articles</b>

Source: Author's own calculations

**Table 6. Average of articles / period and / issue**

RSP Average of articles/ issue/period	Average articles/ issue/ period
Average of articles/ issue in the period (period 2014-2016)/ (period 2011- 2013) (period 2009-2010) (period 2005-2008)	Average <i>articles</i> (period 2014-2016) $\cong$ 22/23 articles/ issue
	Average <i>articles</i> (period 2011-2013) $\cong$ 18 articles/ issue
	Average <i>articles</i> (period 2009-2010) $\cong$ 16 articles/ issue
	Average <i>articles</i> (period 2005-2008) $\cong$ 14 articles/ issue
Average number of articles period 2005-2016	Average <i>articles</i> (period 2005-2016) $\cong$ 16/17 articles/ issue

Source: Author's own calculations

**Table 7. Number of articles / period and / issue & total number of articles**

% from the total number of articles published/ period	% from the total number of articles published
<b>RSP issues 2005-2016</b>	$\Sigma$ <i>articles</i> 2005-2016 = 756 articles
% from the total number of articles published between 2005-2008	<b>(27,91%)</b>
% from the total number of articles published between 2009-2010	<b>(16,79%)</b>
% from the total number of articles published between 2011-2013	<b>(28,57%)</b>
% from the total number of articles published between 2014-2016	<b>(26,72%)</b>

Source: Author's own calculations

**Table 8. Number of issues (double issues)/ per period**

RSP period issue	% from the total number of articles	Number of issues/ period	$\Sigma$ <i>articles</i> / PERIOD
RSP issues no. 41to 49 2014-2016	<b>(26,72%)</b>	8 issues, <i>no double issue</i>	$\Sigma$ <i>articles</i> 2014- 2016 = 202 articles
RSP issues no. 29 to 40 2011-2013	<b>(28,57%)</b>	11 issues, <i>2 double issues</i> RSP No 37 - 38 / 2013, RSP No 30-31 / 2011	$\Sigma$ <i>articles</i> 2011- 2013 = 216 articles
RSP issues no. 21-22 to 28 2009-2010	<b>(16,79%)</b>	8 issues, <i>1 double issue</i> RSP No 21-22/ 2009	$\Sigma$ <i>articles</i> 2009- 2010 = 127 articles
RSP issues no. 6-7 to 20 2005-2008	<b>(27,91%)</b>	15 issues, <i>3 double issues</i> RSP No 18-19/ 2008, RSP 9- 10/ 2006, RSP 6-7 / 2005	$\Sigma$ <i>articles</i> 2005- 2008 = 211 articles
RSP issues 6-7 to 49 2005-2016	<b>100%</b>	<i>6 double issues</i>	$\Sigma$ <i>articles</i> 2005- 2016 = 756 articles

Source: Author's own calculations

**Table 9. Total of articles and average of panel research topics/ 9 years of publication, panel research topics/ year, panel research topics/ issue**

RSP Total panel research topics/ period	Total of articles and average of panel research topics/ 9 years of publication, panel research topics/ year, panel research topics/ issue
Total panel research topics 2005-2008	$\Sigma_{\text{panel research topics 2005-2008}} = 55$ panel research topics
Total panel research topics 2009-2010	$\Sigma_{\text{panel research topics 2009-2010}} = 38$ panel research topics
Total panel research topics 2011-2013	$\Sigma_{\text{panel research topics 2011-2013}} = 34$ panel research topics
<b>Panel research topics/ 9 years of publication</b>	127 panel research topics/ 12 years of publication
<b>Panel research topics/ year</b>	Average $\cong 10,58$ panel research topics/ year
<b>Panel research topics/ issue</b>	Average $\cong 2,64$ panel research topics/ issue

Source: Author's own calculations

### Conclusions

The average number of articles published in the period 2005-2016 varied from 14 articles/ issue in the period 2005-2008 to 16 articles/ issue in the following period 2009-2010. In the period 2011-2013 and 2014-2016 we explored the almost the same data when considering the average number of article/ issue, meaning 22/23 articles in the period 2014-2016 and 18 articles in the period 2011-2013 (see Table 6. Average number of articles / period and / issue, Table 3. Number of articles, panel research topics and editors' note published in RSP in the period 2011-2013 and Table 4. Number of articles, panel research topics and editors' note published in RSP in the period 2014-2016). Although the general tendency in the publication policy is almost similar for the period 2005-2008 and 2009-2010/ 2011-2013 and 2014-2016, the publication growth of articles has been encouraged, Table 7. Number of articles / period and / issue & total number of articles shows many variations when considering the number of articles published during the selected periods. On the chronological order of the panel research topics, the number of articles published between 2005 and 2008 represents 27,91% from the total number of articles published between 2005-2016. This trend shows the particular interest to the fields of political history and economy, European studies and EU challenges today in the period 2005-2008 ( see also Figure 1. Panel research topics frequency in the period 2005-2008) and to the fields of Political theory and Politics & religion in the period 2009-2010 (see Figure 2. Panel research topics frequency in the period 2009-2010) or Politics & economy and Politics, law & justice reform in the period 2011-2013 (Figure 3. Panel research topics frequency in the period 2011-2013 and Figure 4. Panel research topics frequency in the period 2005-2014). As for the period 2014-2016, the panel research topics of Romanian politics, International relations and Politics & religion (see Figure 3. Panel research topics

## A Research Analysis of RSP's Articles and Topics Across the Issues between 2005 and 2016

frequency in the period 2011-2013 and Figure 4. Panel research topics frequency in the period 2005-2014). Based on the above results of Table 5. Number of articles / period and / issue & total number of articles and Table 7. Number of articles / period and / issue & total number of articles, 16,79% of the total number of article meaning 127 articles were published in the period 2009-2010 and 28,57% meaning 216 articles were published in the period 2011-2013 and 26,72% meaning 202 articles in the period 2014-2016 from a total of 756 articles. The findings also showed that for the period 2005-2016, RSP had 6 double issues (3 double issues in the period 2005-2008) 1 double issue (2009), 2 double issues (2011-2013) and no double issue in the period 2014-2016 (see Table 8. Number of issues (double issues)/ per period). Moreover, most of the articles were published in the period 2011-2013 (216 articles) and in the period 2005-2008 (211 articles). Considering the period 2014-2016, 202 articles were published and in the period 2009-2010, 127 articles (see Table 8. Number of issues (double issues)/ per period and Table 5. Number of articles / period and / issue & total number of articles). Concerning the publication of the Editors' note, in the periods 2005-2008 and 2009-2010, there was no editorial note. In the period 2014-2016 (RSP issue 42/ 2014 to RSP issue 46/ 2016), there was 1 Editors' note / each issue published and in the period 2011-2013, two double issues (RSP issue 37-38/2013 and RSP issue 33-34/ 2012) and RSP single issue (RSP issue No 36/2012) provided one editors' note.

The findings of the present study presents the variations of the panel research topics, editorial notes and research articles in the RSP issues published in the period 2005-2008. Based on these findings, more than 756 articles were analysed providing a cross-periods screening and monitoring of the researches published in RSP. The analysis recognized the importance of the quantitative method of the arithmetic mean as a useful tool for examining the average of articles published in the periods selected: 2005-2008, 2009-2010, 2011-2013, 2014-2016.

### References:

- Bhardwaj, R., S., (2008). *Business Statistics* (second edition), New Delhi: EXCEL BOOKS.
- Caplan, P., Arms, W. Y. (1999). Reference linking for journal articles. *D-Lib Magazine*. Retrieved from: <http://www.dlib.org/dlib/july99/caplan/07caplan.html>.
- Dringus, L. P., Scalse, E. (2001). Editor's choice: Selected online learning resources: conferences, journals/magazines/newsletters, useful Web sites and Web articles, books/book chapters/reports, and journal articles. *The Internet and Higher Education*, 4(2), 137-161.
- Francis, A. (2008). *Business Mathematics and Statistics*, London: Cengage Learning.
- García Cruz, J. A., Garret, A. J. (2008). Understanding the Arithmetic Mean: A Study with Secondary and University Students. *Research in Mathematical Education*, 12(1), 49-66.
- Gordon, R. A. (2012). *Applied Statistics for the Social and Health Sciences*, New York: Routledge.
- King, D., W., Tenopir, C., Clarke, M. (2006). Measuring Total Reading of Journal Articles, *D-Lib Magazine*, 12(10). Retrieved from: <http://www.dlib.org/dlib/october06/king/10king.html>.
- Kohler, U., Kreuter, F. (2005). *Data Analysis Using Stata*, Texas: Stata Press.



- Hahs-Vaughn, D. L., Onwuegbuzie, A. J. (2010). Quality of abstracts in articles submitted to a scholarly journal: A mixed methods case study of the journal *Research in the Schools*. *Library and Information Science Research*, 32(1), 53-61.
- Lewis-Beck, M., Bryman, A., Futing Liao, T. (2004). *The SAGE Encyclopedia of Social Science Research Methods*, Thousand Oaks, London, New Delhi: SAGE Publications.
- Onwuegbuzie, A. J., & Leech, N. L. (2010). Generalization practices in qualitative research: A mixed methods case study. *Quality and Quantity*, 44(5), 881-892. Retrieved from <http://www.scopus.com/inward/record.url?eid=2-s2.0-77955177315&partnerID=40&md5=dea0581e0a334ef5274e2d932727ee9c>
- Rao, A. B. (2008). *Research Methodology for Management and Social Sciences*, New Delhi: EXCEL BOOKS.
- Revista de Științe Politice. Revue des Sciences Politiques* (2005-2016) (6-7)-(49). Retrieved from: <http://cis01.central.ucv.ro/revistadestiintepolitice/acces.php>
- Vinkler, P. (2013). Comparative rank assessment of journal articles. *Journal of Informetrics*, 7(3), 712-717.

---

**Article Info**

*Received:* May 08 2016

*Accepted:* June 12 2016

---